

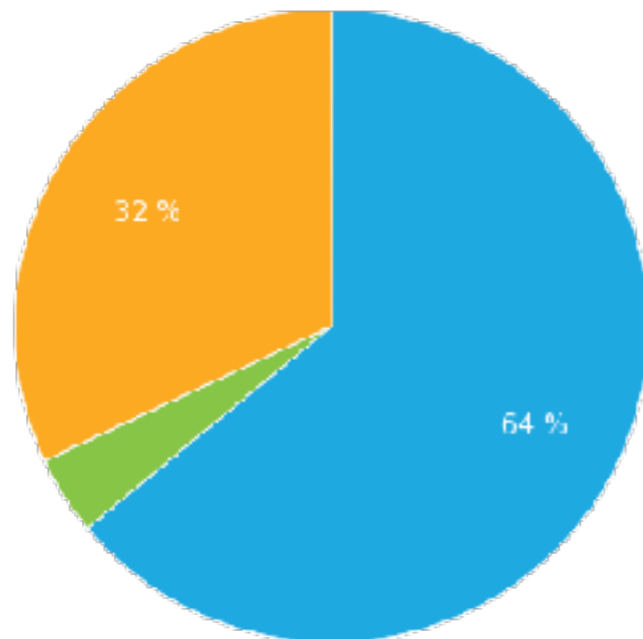


INTERVENTIONAL  
CARDIOLOGY – SWISS  
STATISTICS 2017

S. Cook

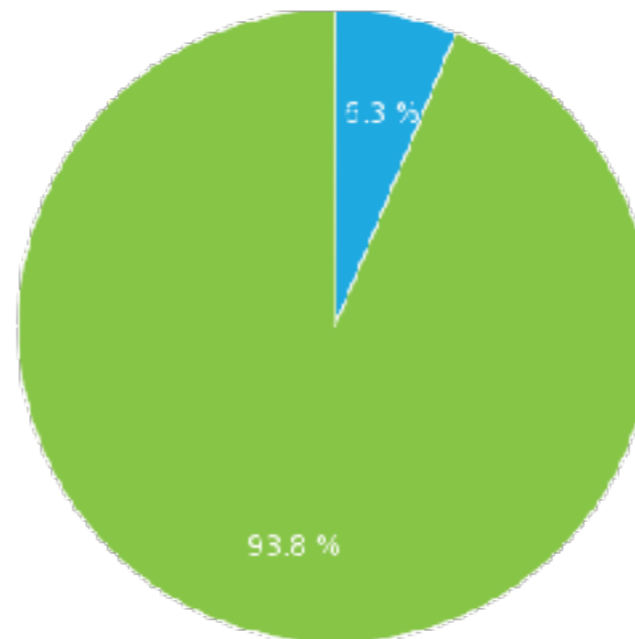
On behalf of the Swiss Working Group of  
Interventional Cardiology and Acute  
Coronary Syndrome

## Total Hits



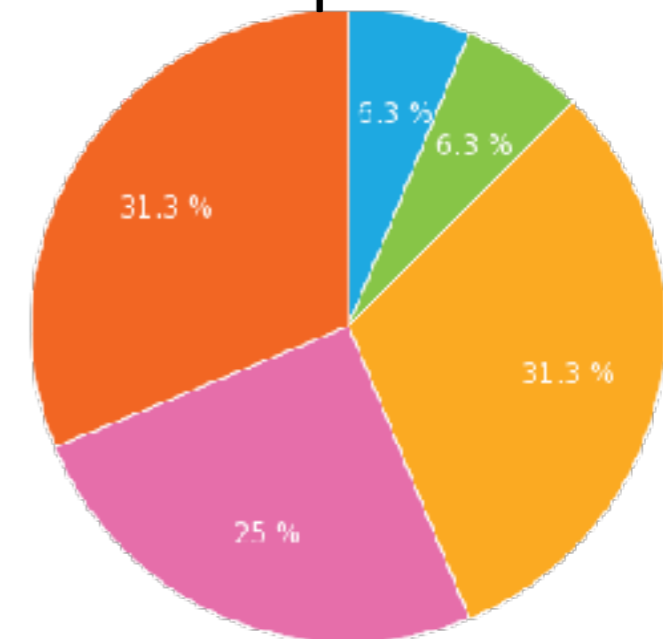
- Displayed only (64 %)
- Unfinished (4 %)
- Completed (32 %)

## Visit Sources



- Facebook (6.3 %)
- Direct link (93.8 %)

## Average Time of Completion



- 2-5 min. (6.3 %)
- 5-10 min. (6.3 %)
- 10-30 min. (31.3 %)
- 30-60 min. (25 %)
- >60 min. (31.3 %)

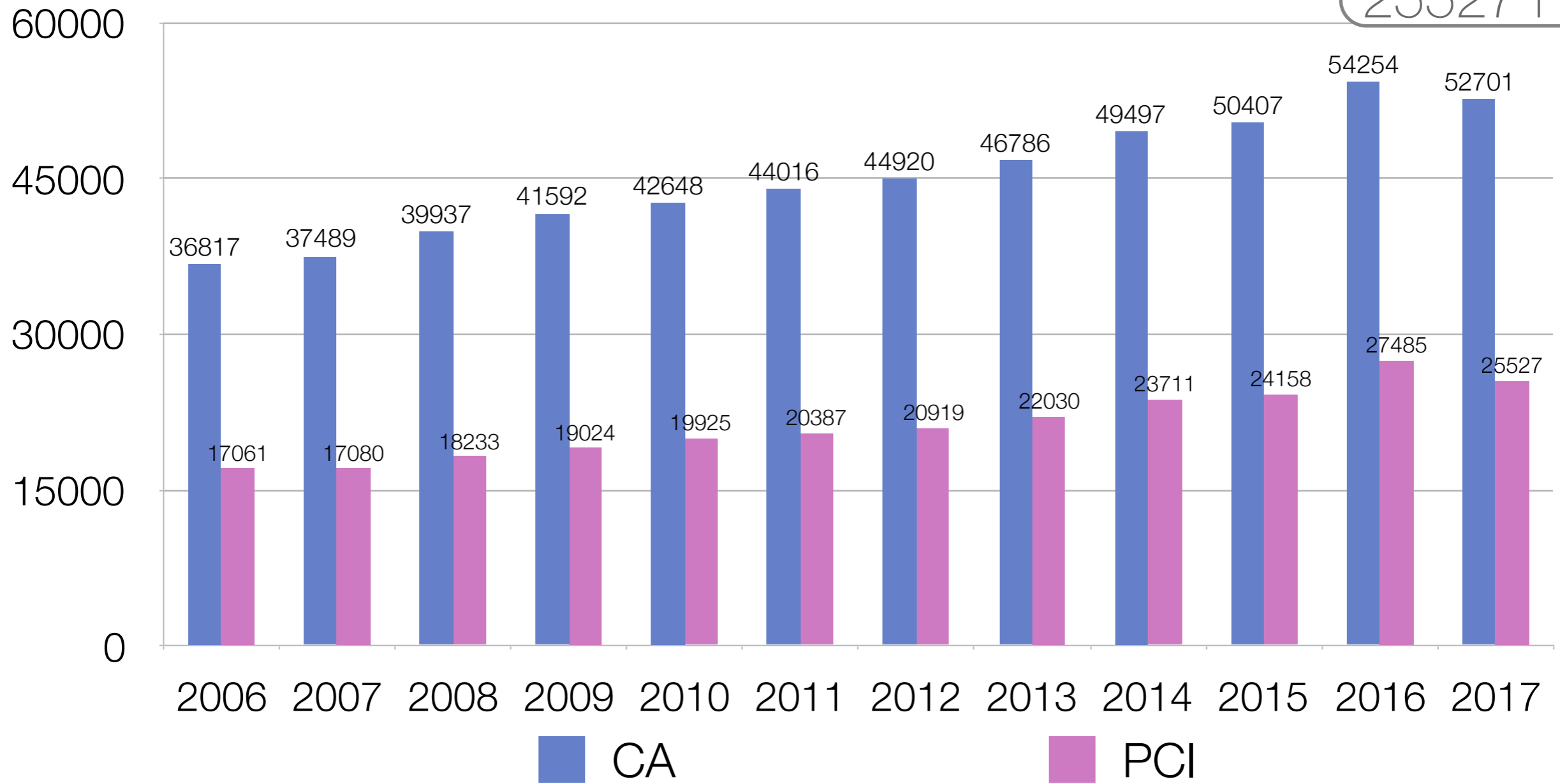
Despite several reminders, the following centers did not enter the figures for the year 2017:

Zürich Triemli Stadtsptal, Zürich Universitätsspital, Frauenfeld Kantonsspital, Lausanne Hospitalier universitaire vaudois (CHUV), St. Gallen Kantonsspital, Basel Universitätsspital, Basel St. Claraspital, Kantonsspital Aarau, Kantonsspital Baden, Zürich Klinik im Park, Genève Hôpitaux universitaires, Lausanne Clinique Cecil, Solothurn Bürgerspital, Chur Kantonsspital, Biel Spitalzentrum, Lausanne Clinique de la Source, Sion Clinique de la Valère, Liestal Kantonsspital Baselland, Luzern Klinik St. Anna, Aarau Hirslanden Klinik, Kreuzlingen Herz-Neuro-Zentrum Bodensee, Pfäffikon, Cardiance Clinic

The most recent data (2015-2016) were used in such cases.

## Coronary Angiographies (CA) and Percutaneous Coronary Interventions (PCI) from 2006 to 2016 in Switzerland

**2017**  
52701 CA  
25527 PCI



# Coronary Angiographies (CA) and Percutaneous Coronary Interventions (PCI) in 2017

