



Interventional Cardiology in Switzerland

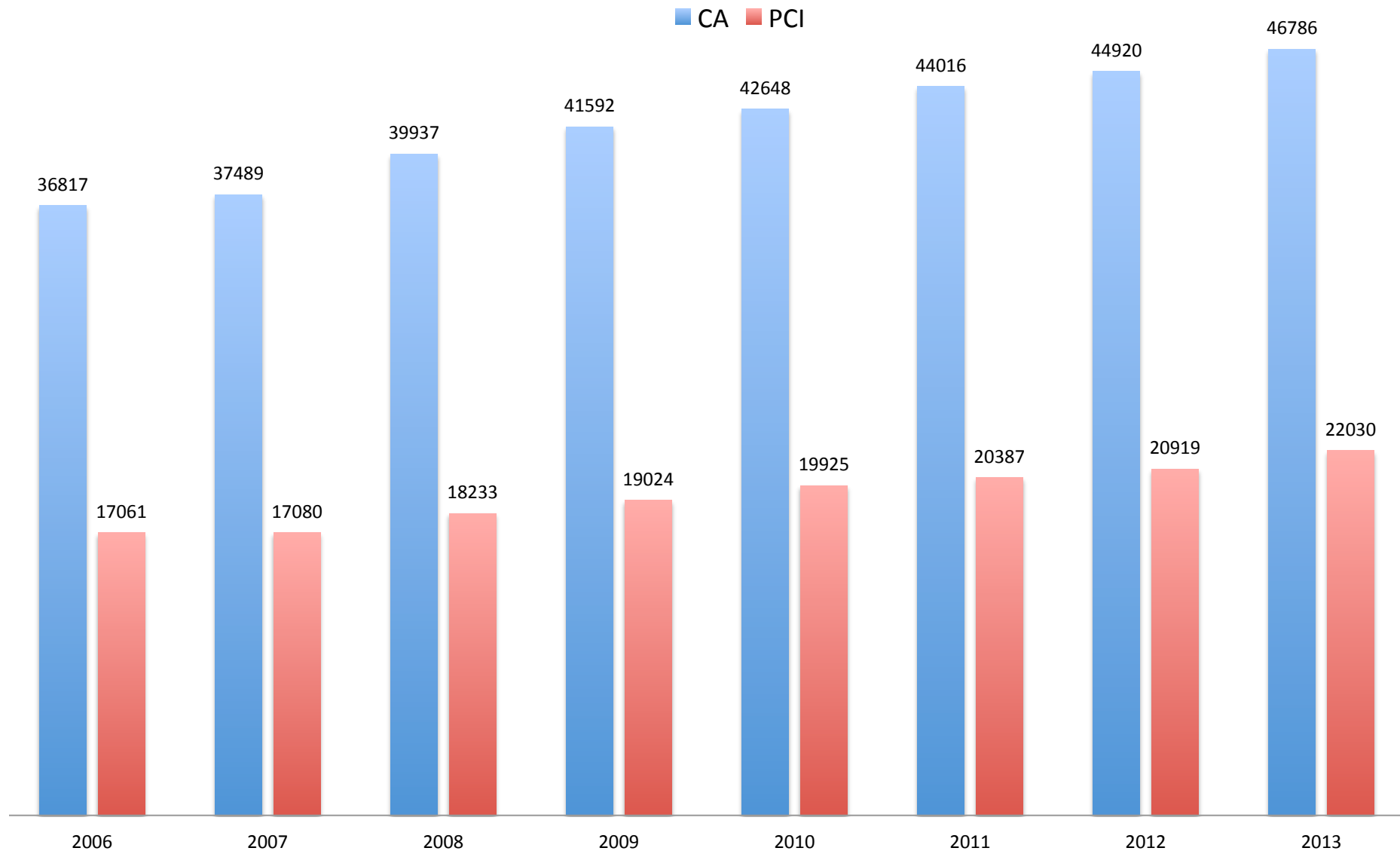
Annual Statistic Report 2013

Data collected and processed by

Gregor Fahrni, MD, University Hospital Basel

On behalf of the Swiss Working Group of
Interventional Cardiology and Acute Coronary Syndrome

Coronary Angiographies (CA) and Percutaneous Coronary Interventions (PCI) from 2006 to 2013 in Switzerland

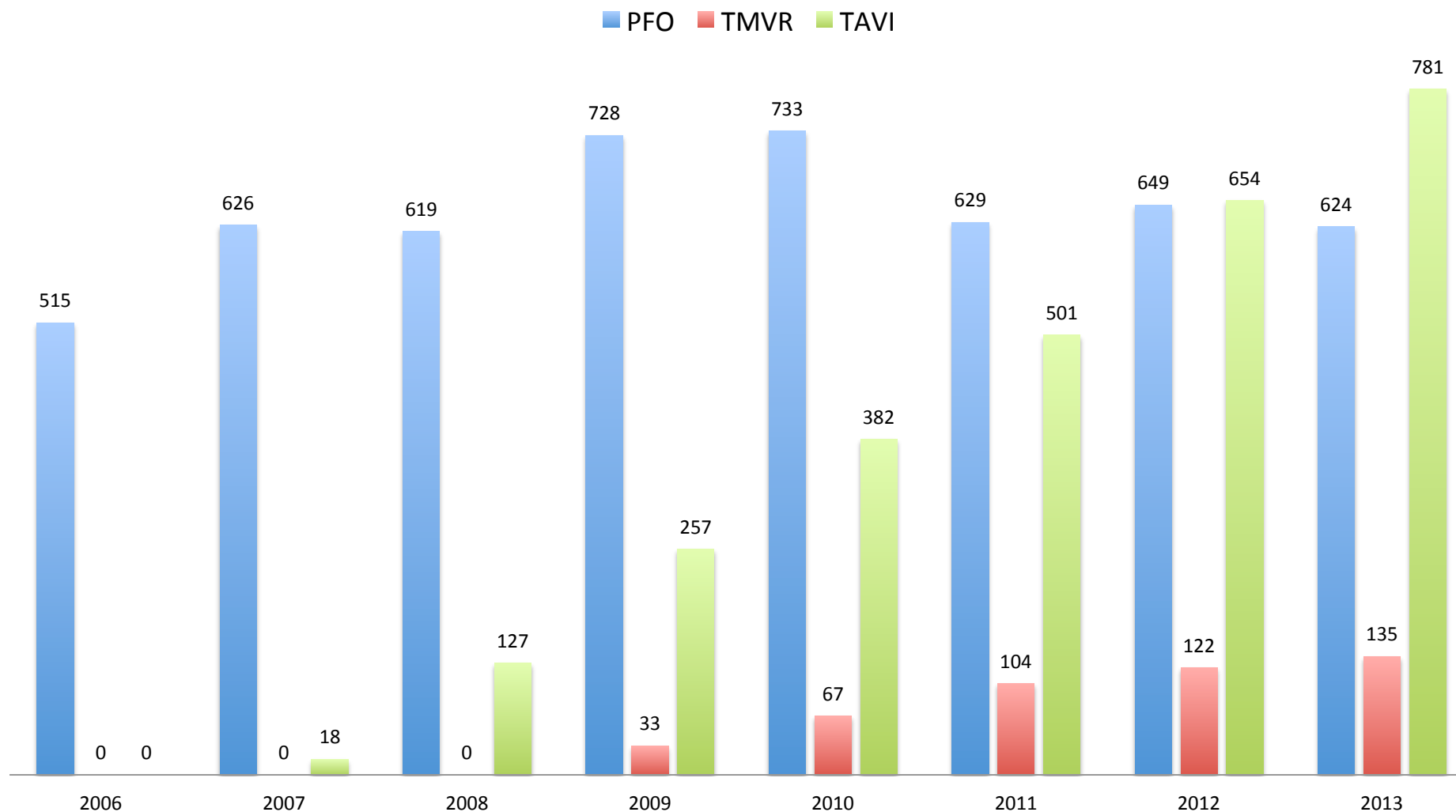


Coronary Angiographies (CA) and Percutaneous Coronary Interventions (PCI) in all centers during the year 2013 in Switzerland

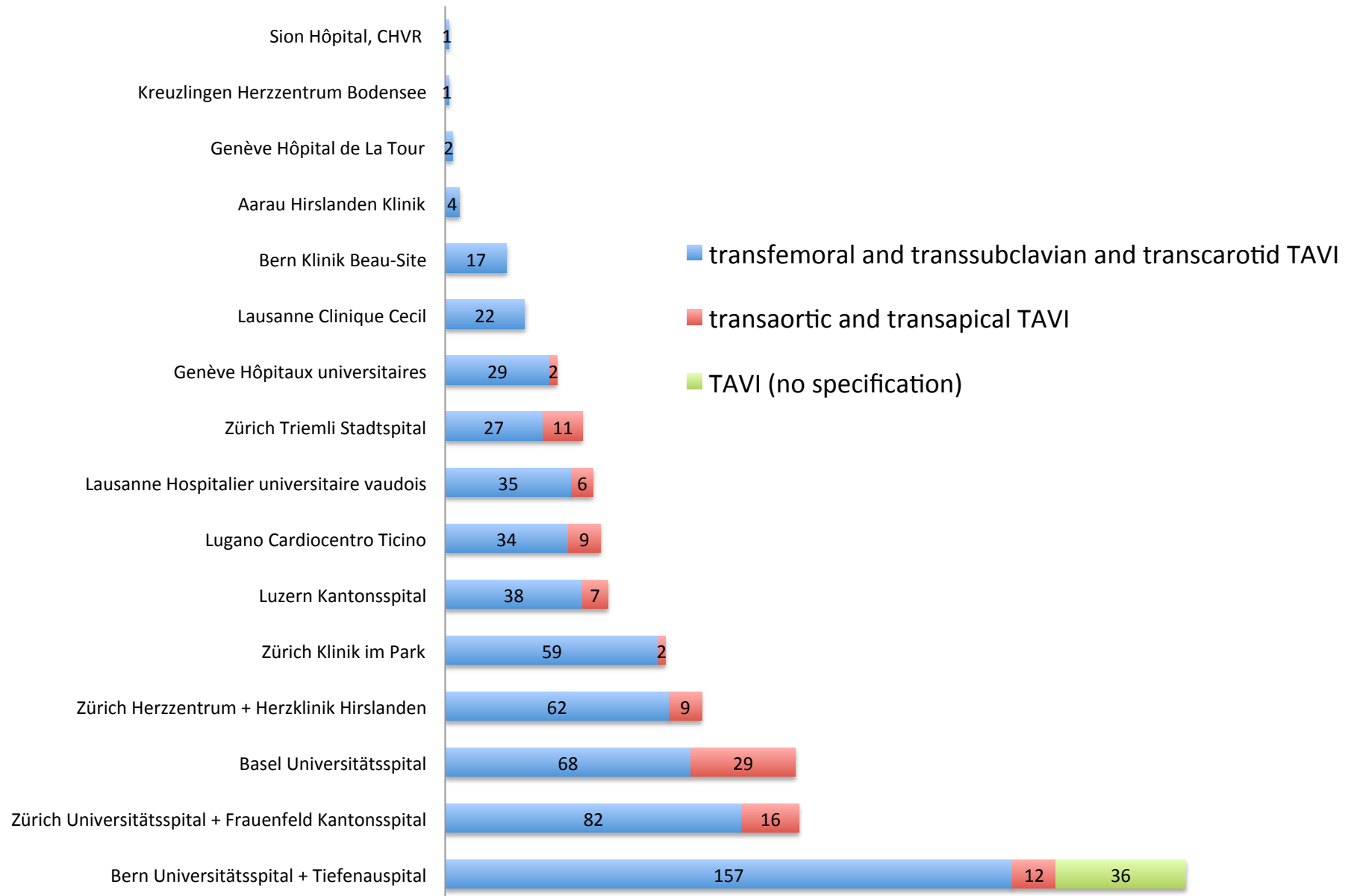




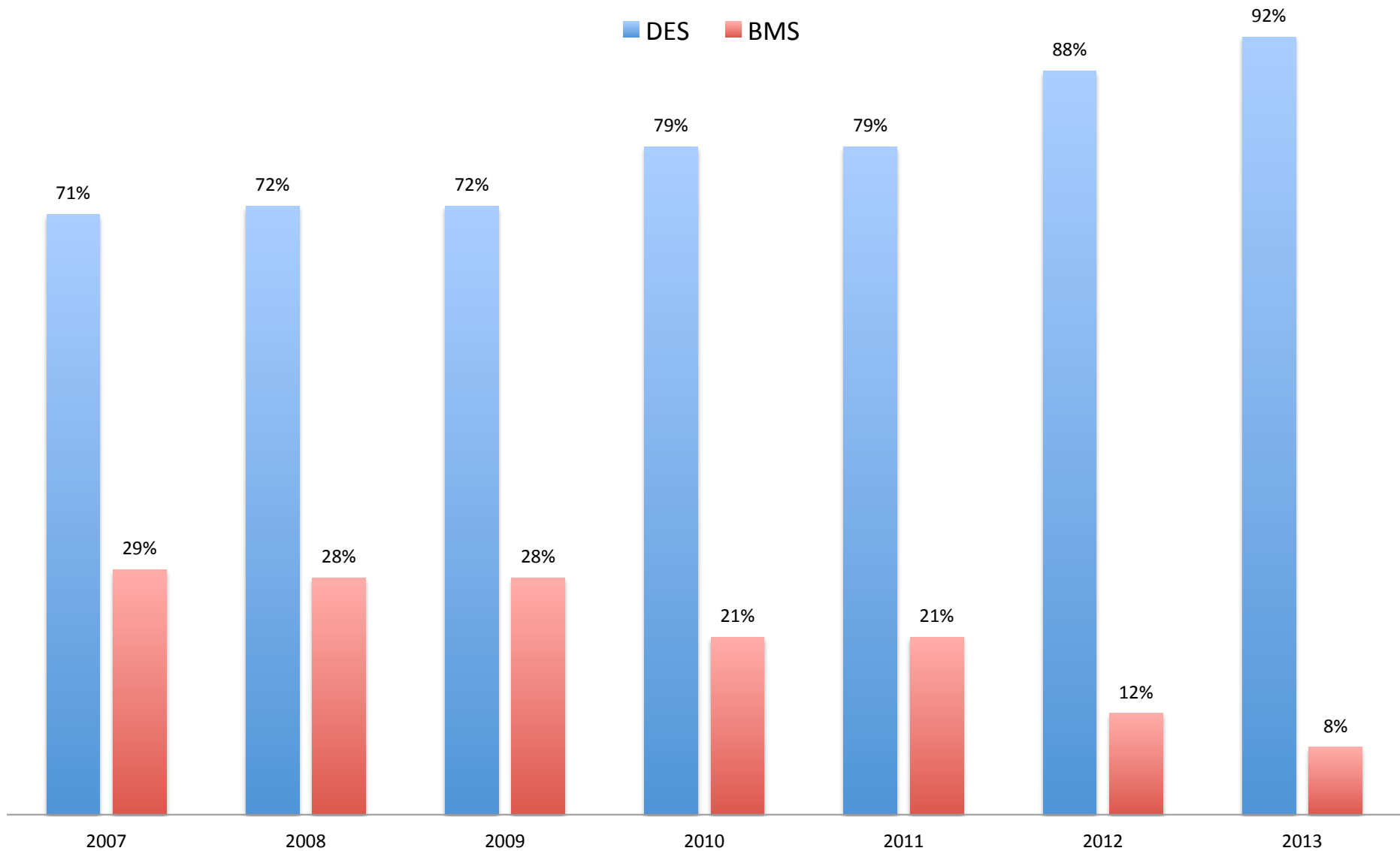
Interventions for structural heart defects closure of PFO, Transcatheter Aortic Valve Implantation (TAVI) and Transcatheter Mitral Valve Repair (TMVR) from 2006 to 2013 in Switzerland



Transcatheter Aortic Valve Implantation (TAVI) in all centers during the year 2013 in Switzerland



Percentage of Drug-Eluting Stents (DES) and Bare-Metal Stents (BMS) from 2007 to 2013 in Switzerland



Operator and radial access in Switzerland 2013



	Operators diagnostic only	Operators interventional	Coronary angiography (CA) incl. PCI	Radial access CA	PCI	Radial access PCI	Cath labs	On-site surgery
Aarau Hirslanden Klinik	6	6	425	0%	130	2%	2	yes
Aarau Kantonsspital + Baden Kantonsspital	0	5	2122	27%	1087	25%	3	no
Basel St. Claraspital	2	2	349	1%	134	0%	1	no
Basel Universitätsspital	2	8	2292	3%	1130	2%	2	yes
Bern Klinik Beau-Site	1	4	1414	2%	478	1%	2	yes
Bern Lindenhofspital	0	6	510	0%	266	1%	1	no
Bern Sonnenhofspital	4	4	524	2%	218	1%	1	no
Bern Universitätsspital + TiefenauSpital	13	13	5527	23%	2639	22%	4	yes
Biel Spitalzentrum	0	7	949	21%	321	23%	1	no
Chur Kantonsspital	0	3	1153	59%	598	47%	1	no
Fribourg Hopital	0	5	1947	17%	848	18%	1	no
Genève Clinique des Grangettes	4	8	390	58%	140	54%	1	no
Genève Hôpital de La Tour	8	5	855	44%	406	44%	1	yes
Genève Hôpitaux universitaires	0	5	1377	73%	710	73%	2	yes
Genolier Clinique	0	5	329	24%	138	25%	1	no
Kreuzlingen Herzzentrum Bodensee	4	7	966	23%	476	20%	1	yes
Lausanne Clinique Cecil			1363		494			
Lausanne Clinique de la Source	0	4	779	52%	315	57%	1	no
Lausanne Hospitalier univ vaudois	0	6	2430	36%	1040	37%	2	yes
Liestal Kantonsspital Baselland	0	2	601	51%	296	45%	1	no
Lugano Cardiocentro Ticino	1	9	1858	19%	1225	25%	4	yes
Luzern Kantonsspital	6	5	1962	48%	1366		2	yes
Luzern Klinik St. Anna	4	4	536	5%	187		1	no
Morges Hôpital (since 12/2013)			16		4			
Sion Clinique de la Valère	3	3	724	99%	325	98%	1	no
Sion Hôpital, CHVR	0	5	1339	66%	698	66%	1	yes
Solothurn Bürgerspital	0	3	1234	23%	706	21%	1	no
St. Gallen Kantonsspital	0	7	2295		1055	21%	3	no
Winterthur Kantonsspital	0	4	829	29%	405	66%	1	no
Zürich Herzzentrum + Herzklinik Hirslanden	0	9	2029		836		2	yes
Zürich Klinik im Park	1	6	1521	3%	511	2%	3	yes
Zürich Triemli Stadtpital	6	6	3192	65%	1562	68%	2	yes
Zürich Universitätsspital + Frauenfeld Kantonsspital	0	8	2949	14%	1286		2.5	yes
TOTAL	65	174	46786	31%	22030	32%	52.5	

Percutaneous Coronary Intervention (PCI) in Switzerland 2013



	PCI	Radial access PCI	Ad hoc PCI	Single vessel PCI	Multivessel PCI (in one session)	NSTEMI PCI	STEMI PCI	Cardio shock PCI	IABP	LVAD percutan	ECMO
Aarau Hirslanden Klinik	130	2%	92%	85%	15%	13%	5%	0%	0	0	0
Aarau Kantonsspital + Baden Kantonsspital	1087	25%	79%	86%	9%	32%	28%	2%	8	5	0
Basel St. Claraspital	134	0%	91%	86%	14%	18%	22%	0%	1	0	0
Basel Universitätsspital	1130	2%	94%	75%	25%	26%	22%	2%	0	28	0
Bern Klinik Beau-Site	478	1%	92%	85%	15%	15%	9%	2%	5	0	0
Bern Lindenhofspital	266	1%	86%	60%	40%	15%	13%	0%	0	0	0
Bern Sonnenhofspital	218	1%	91%	84%	16%	6%	10%	0%	0	0	0
Bern Universitätsspital + Tiefenauspital	2639	22%	97%	9%	1%	27%	23%	3%	23	7	0
Biel Spitalzentrum	321	23%	87%	92%	8%		20%	1%	0	0	0
Chur Kantonsspital	598	47%	91%	85%	15%	23%	24%	1%	3	0	0
Fribourg Hopital	848	18%	96%	80%	18%	37%	10%	1%	9	0	0
Genève Clinique des Grangettes	140	54%	97%	83%	17%	1%	0%	0%	0	0	0
Genève Hôpital de La Tour	406	44%	96%	82%	18%	16%	7%	0%	2	0	0
Genève Hôpitaux universitaires	710	73%	75%	58%	42%	29%	22%	5%	30	0	7
Genolier Clinique	138	25%	88%	77%	21%	0%	0%	0%	0	0	0
Kreuzlingen Herzzentrum Bodensee	476	20%	79%	71%	8%	26%	18%	3%	0	0	0
Lausanne Clinique Cecil	494										
Lausanne Clinique de la Source	315	57%	95%	76%	24%	5%	3%	0%	0	0	0
Lausanne Hospitalier univ vaudois	1040	37%	87%	81%	5%	30%	28%	1%	12	2	0
Liestal Kantonsspital Baselland	296	45%	98%	71%	29%	28%	15%	2%	0	2	0
Lugano Cardiocentro Ticino	1225	25%	93%	56%	44%	44%	23%	4%	25	9	0
Luzern Kantonsspital	1366					7%	9%	1%	51	1	0
Luzern Klinik St. Anna	187		100%			35%	0%	0%	1	0	0
Morges Hôpital (since 12/2013)	4										
Sion Clinique de la Valère	325	98%	98%	97%	3%	1%	0%	0%	0	0	0
Sion Hôpital, CHVR	698	66%	99%	89%	10%	30%	18%	1%	10	0	0
Solothurn Bürgerspital	706	21%	95%			17%	15%		0	0	0
St. Gallen Kantonsspital	1055	21%	92%	78%	22%	21%	21%	0%	27	7	0
Winterthur Kantonsspital	405	66%	95%	57%	43%	27%	22%	2%	5	0	0
Zürich Herzzentrum + Herzklinik Hirslanden	836		95%	59%	41%	6%	5%	1%	2	0	0
Zürich Klinik im Park	511	2%	78%	70%	23%	12%	8%	3%	22	0	0
Zürich Triemli Stadtpital	1562	68%		88%	12%	24%	27%		27	7	0
Zürich Universitätsspital + Frauenfeld Kantonsspital	1286		55%	78%	22%	18%	20%	1%	24	2	8
TOTAL	22030	32%	90%	75%	20%	20%	14%	1%	287	70	15

Coronary stents and diagnostic tools in Switzerland 2013



	PCI	DES	BMS	Self-expand stents	Bioabsorb scaffolds	Rotablation	CA incl. PCI	CTO	FFR	Doppler i.c.	IVUS	OCT
Aarau Kantonsspital + Baden Kantonsspital	1087	96%	4%	0	29	3	2122	43	85	0	21	0
Aarau Hirslanden Klinik	130	90%	10%	0	6	0	425	2	1	0	0	0
Basel Universitätsspital	1130	86%	14%	18	17	5	2292	50	41	0	15	0
Basel St. Claraspital	134	86%	14%	0	0	0	349	4	30	0	0	0
Bern Universitätsspital + Tiefenauspital	2639	97%	3%			14	5527	63	46		25	59
Bern Klinik Beau-Site	478	96%	4%	0	0	2	1414	21	3	0	0	0
Bern Lindenhofspital	266	95%	5%	0	0	0	510	14	0	0	0	0
Bern Sonnenhofspital	218	94%	6%	0	0	0	524		0	0	0	0
Biel Spitalzentrum	321	94%	6%	0	3	4	949	5	23	0	0	0
Chur Kantonsspital	598	94%	6%	0	0	11	1153	58	76	0	22	0
Fribourg Hopital	848	86%	14%	0	114	8	1947	29	47	0	6	35
Genève Hôpitaux universitaires	710	83%	17%	1	3	11	1377	38	57	0	4	5
Genève Clinique des Grangettes	140	95%	5%	0	0	0	390	10	3	0	0	0
Genève Hôpital de La Tour	406	88%	13%	0	8	9	855	20	65	0	11	0
Genolier Clinique	138	89%	11%	0	0	1	329	4	59	0	0	0
Kreuzlingen Herzzentrum Bodensee	476	99%	1%	15	8	6	966	55	111	0	5	0
Lausanne Clinique de la Source	315	90%	10%	0	4	0	779	22	9	0	0	0
Lausanne Clinique Cecil	494						1363					
Lausanne Hospitalier univ vaudois	1040	87%	13%	3	41	10	2430	42	197	0	58	0
Liestal Kantonsspital Baselland	296	98%	2%	0	18	0	601	6	19	0	0	0
Lugano Cardiocentro Ticino	1225	97%	3%	13	59	2	1858	20	173	0	75	15
Luzern Kantonsspital	1366			0		19	1962		51	5	25	28
Luzern Klinik St. Anna	187	81%	19%	0	9	0	536	10	4	0	0	0
Sion Hôpital, CHVR	698	95%	5%	0	45	8	1339	50	40	0	0	0
Sion Clinique de la Valère	325	99%	1%	0	18	0	724	23	0	0	0	0
Solothurn Bürgerspital	706	84%	16%	0	0	0	1234		55	0	0	0
St. Gallen Kantonsspital	1055	87%	13%	47	24	15	2295	74	54	0	11	21
Winterthur Kantonsspital	405	95%	5%	8	9	4	829	6	134	0	16	0
Zürich Herzzentrum + Herzklinik Hirslanden	836	95%	5%	7	70	19	2029	47	123	0	42	1
Zürich Klinik im Park	511	99%	1%	0	7	1	1521	20	149	0	1	0
Zürich Triemli Stadtpital	1562	94%	6%	13	105	6	3192	18	115	26	0	0
Zürich Universitätsspital + Frauenfeld Kantonsspital	1286	96%	4%	4		12	2949		85	0	5	34
TOTAL	22030	92%	8%	129	597	170	46786	754	1855	31	342	198

Percutaneous valve intervention in Switzerland 2013



	Aortic valvuloplasty	TAVI	TAVI tf, ts, tc	TAVI tap, tao	CV tf	CV ts	CV tao	E tf	E tao	E tap	Je tap	Other types of Valves	Embolic protection device	Mitral valvuloplasty	Mitraclip
Aarau Hirslanden Klinik	0	4	100%	0%	0	0	0	4	0	0	0		0	1	0
Basel Universitätsspital	2	97	70%	30%	35	0	1	31	1	1	26	2 Portico tf	6	3	11
Bern Universitätsspital + Tiefenauspital	2	205	77%	6%	82	2	0	73	0	12	0	36 (no specification)	6	10	29
Bern Klinik Beau-Site	1	17	100%	0%	0	0	0	17	0	0	0		0	0	0
Bern Lindenhofspital	0	0											0	1	0
Fribourg Hopital	3	0											0	3	0
Genève Hôpitaux universitaires	3	31	94%	6%	28	1	0	0	0	2	0		0	2	3
Genève Hôpital de La Tour	0	2	100%	0%	0	0	0	2	0	0	0		0	1	0
Kreuzlingen Herzzentrum Bodensee	0	1	100%	0%	1	0	0	0	0	0	0		0	0	0
Lausanne Clinique Cecil		22	100%	0%										2	0
Lausanne Hospitalier univ vaudois	5	41	85%	15%	16	0	0	19	1	5	0		0	2	6
Lugano Cardiocentro Ticino	0	43	79%	21%	28	3	3	3	0	6	0		0	3	10
Luzern Kantonsspital	3	45	84%	16%	38	0	7	0	0	0	0		0	0	10
Sion Hôpital, CHVR	1	1	100%	0%	0	0	0	1	0	0	0		0	0	0
Zürich Herzzentrum + Herzklinik Hirslanden	1	71	87%	13%	20	0	0	42	2	7	0		0	0	27
Zürich Klinik im Park	10	61	97%	3%	0	0	0	59	2	0	0		4	4	15
Zürich Triemli Stadtpital	0	38	71%	29%	19	0	1	8	0	10	0		0	3	0
Zürich Universitätsspital + Frauenfeld Kantonsspital	1	102	80%	16%	28	0	1	54	0	15	0	4 Symetis (no specification)	0	4	24
TOTAL	32	781	89%	10%	295	6	13	313	6	58	26		16	37	135

CoreValve (CV), EdwardsValve (Ed), JenaValve (Je), transfemoral (tf), transsubclavian (ts), transcarotid (tc), transaortic (tao), transapical (tap)



Interventions for structural and other heart disease in Switzerland 2013

	PFO	ASD	PDA	VSD	LAA	Paraval. leak	TASH	Treatment pulm. embolism	Stem cell treatment	Renal denervation	Other intervention
Aarau Kantonsspital + Baden Kantonsspital	43	4	0	0	23	0	0	0	0	4	
Aarau Hirslanden Klinik	1	0	0	0	3	0	0	0	0	0	
Basel Universitätsspital	31	8	0	0	7	1	4	0	0	6	
Basel St. Claraspital	0	0	0	0	0	0	0	0	0	0	
Bern Universitätsspital + Tiefenaspital	207	33	7	3	137	3	4	28		6	
Bern Klinik Beau-Site	4	1	0	0	0	0	1	0	0	2	
Bern Lindenhofspital	5	1	0	0	0	0	0	0	0	0	
Bern Sonnenhofspital	2	0	0	0	0	0	0	0	0	0	
Biel Spitalzentrum	0	0	0	0	0	0	0	0	0	0	
Chur Kantonsspital	0	0	0	0	0	0	0	0	0	0	
Fribourg Hopital	25	1	0	0	3	0	1	0	0	8	
Genève Hôpitaux universitaires	16	2	0	0	4	2	1	2	0	5	
Genève Clinique des Grangettes	1	0	0	0	0	0	0	0	0	3	
Genève Hôpital de La Tour	15	3	0	0	1	0	0	0	0	1	
Genolier Clinique	5	0	0	0	0	0	0	0	0	9	
Kreuzlingen Herzzentrum Bodensee	2	1	0	0	2	0	0	0	0	9	
Lausanne Clinique de la Source	0	0	0	0	0	0	5	0	0	0	
Lausanne Clinique Cecil	11	2		1							
Lausanne Hospitalier univ vaudois	26	14	10	0	3	5	5	0	0	10	6 ¹ + 1 ²
Liestal Kantonsspital Baselland	0	0	0	0	0	0	0	0	0	0	
Lugano Cardiocentro Ticino	9	0	0	1	6	0	0	0	3	3	1 ³
Luzern Kantonsspital	14	0	0	0	1	0	0	2	0	2	
Luzern Klinik St. Anna	1	1	0	0	0	0	0	0	0	5	
Sion Hôpital, CHVR	12	4	0	0	0	1	0	0	0	3	
Sion Clinique de la Valère	0	0	0	0	0	0	0	0	0	0	
Solothurn Bürgerspital	9	0	0	0	0	0	0	0	0	7	
St. Gallen Kantonsspital	21	2	0	0	0	0	0	0	0	0	
Winterthur Kantonsspital	18	1	0	0	0	0	0	0	0	0	
Zürich Herzzentrum + Herzklinik Hirslanden	21	5	0	0	4	2	2	0	0	3	
Zürich Klinik im Park	38	3	0	1	15	0	5	0	0	10	
Zürich Triemli Stadtspital	49	14	0	0	11	1	3	0	0	7	
Zürich Universitätsspital + Frauenfeld Kantonsspital	38	9	0	1	58	0	2	3		13	4 ²
TOTAL	613	107	17	6	278	15	33	35	3	116	

¹ Pulmonal valvuloplasty, ² Percutaneous pulmonary valve replacement, ³ Tricuspid revalving